

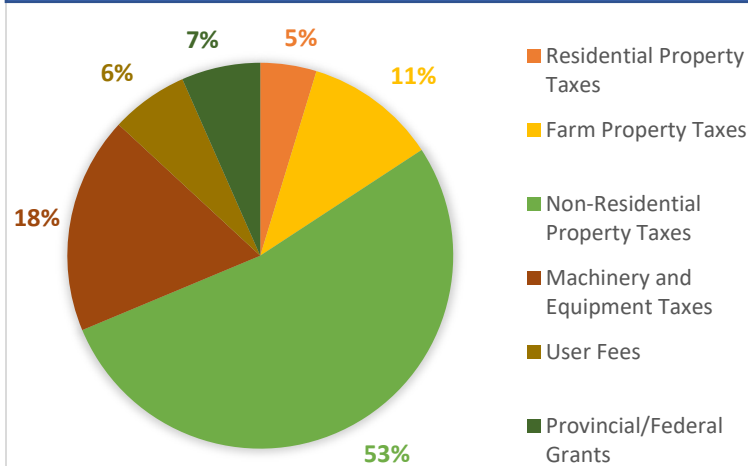
Quick Guide to the 2020 BUDGET

Comparison of Total Tax Rates from 2019 to 2020

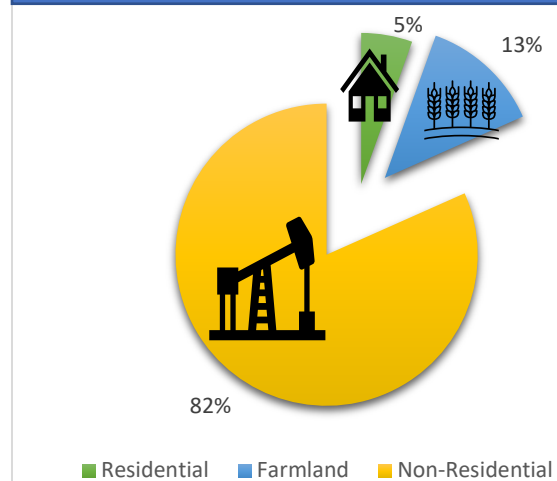
ASSESSMENT CLASS	2019 TAX RATE	2020 TAX RATE	% INCREASE (DECREASE)
Class 1 - Residential	8.0518	8.2917	2%
Class 2 - Non Residential: (Commercial and Linear Properties)	23.4621	24.3229	4%
Class 3 - Farmland	16.2112	16.4511	1%
Class 4 – Machinery & Equipment	18.8349	19.6185	4%

Total tax rates represent the tax rates per \$1,000 of assessed property value and include: Alberta School Foundation tax requisition of 2.6007 mills (residential and farmland) and 4.7044 mills (non-residential); Drumheller and District Seniors Foundation requisition of 0.6375 mills; and Designated Industrial Property Levy of 0.076 mills(non-residential). Any changes from your 2018 to 2019 property assessment may mean your taxes increase or decrease by a different percentage.

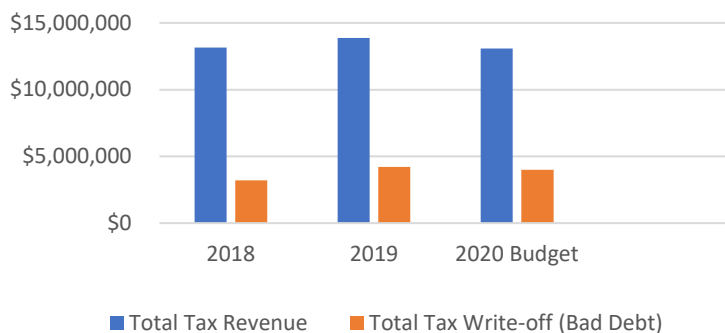
Where the County's Operating Revenue Comes From



Where The County's Tax Funding Comes From



Tax Write-offs 2018-2020



Want More Information?

On the next page you'll see a breakdown of how the average, per capita annual residential and farmland property taxes are spent.

Continued >>

How Your 2020 Tax Dollars Are Spent On County Operations

Here is a breakdown of how the average per capita **residential and farmland** tax bill of \$1,267.56 supports programs and services in Starland County. The numbers are per person, per year and are based on our official population of 2,066. Total tax revenue \$2,618,771.



ROADS
\$403.77 or 32%



SNOW REMOVAL
\$58.90 or 5%



FIRE & EMERGENCY MGMT
\$56.38 or 4%



BYLAW ENFORCEMENT
\$20.77 or 2%



PARKS AND RECREATION
\$21.41 or 2%



SOLID WASTE & RECYCLING
\$33.41 or 3%



AGRICULTURE SERVICES
\$74.41 or 6%



FAMILY & COMMUNITY SUPPORT SERVICES
\$24.96 or 2%



CEMETERY SERVICES
\$17.07 or 1%




UTILITY SERVICES
\$169.14 or 13%



PROPERTY ASSESSMENT
\$32.86 or 3%



PLANNING & DEVELOPMENT
\$37.48 or 3%



DONATIONS/GRANTS TO LOCAL ORGANIZATIONS
\$34.32 or 3%



MANAGING COUNTY LANDS
\$67.80 or 5%



PROFESSIONAL SERVICES
\$18.42 or 1%



FLEET
\$196.47 or 15%

